



Rank	School	Grade	Number	Games	First	Last	Pin Fall	Avg.	High Game	High Series	Pulls	Total Off	FNL AVG	GM NEED	Home Avg.	Away Avg.
1st Team	PR	11	48	22	Chase	Dugan	4908	223.09	266	504	0	0	223.09	21	231.14	229.33
1st Team	GO	12	2	30	Branden	Ball*	6443	214.77	278	488	0	0	214.77	21	211.88	218.07
1st Team	PR	12	2	24	Mikey	Maier*	5049	210.38	277	512	0	0	210.38	21	222.17	198.58
1st Team	JK	12	32	30	Jarod	Tallman	6286	209.53	265	489	0	0	209.53	21	208.17	211.58
1st Team	MK	12	18	24	Andrew	Fraleigh*	4998	208.25	247	464	0	0	208.25	22	219.17	198.43
1st Team	GO	10	45	30	Dominic	Bisesi	6172	205.73	287	489	0	0	205.73	21	209.13	201.86
2nd Team	GO		97	26	Austin	Allman	5285	203.27	278	457	0	0	203.27	21	201.31	205.23
2nd Team	NC	12	17	25	Sean	Meszaros	5064	203	266	487	1	1.5	201.06	22	213.91	193.64
2nd Team	MK	10	8	23	Cody	Forrester*	4641	201.78	243	443	1	1.5	200.28	22	202.45	200.93
2nd Team	GO		1	29	Jared	Wahl	5812	200.41	279	473	1	1.5	198.91	21	209.47	190.71
2nd Team	GR	12	10	22	Nathan	Butzer	4372	198.73	278	502	0	0	198.73	22	191.00	202.33
2nd Team	NC	12	45	3	Clayton	Bunnell	596	198.67	203	393	0	0	198.67	22	203.00	196.50
Honorable Mention	JK	11	23	28	Bryan	Hastler	5539	197.82	244	440	1	1.5	196.32	21	195.44	201.00
Honorable Mention	NC	12	53	19	Logan	Tully	3723	195.95	279	447	0	0	195.95	22	195.88	196.00
Honorable Mention	JK	11	25	25	Chad	Yacono	4963	198.52	279	471	2	3	195.52	21	202.65	189.75
Honorable Mention	JK	12	45	23	Tristan	Siglock	4476	194.61	244	468	0	0	194.61	21	188.15	203.00
Honorable Mention	PR	10	25	22	Dylan	Betz	4269	194.05	262	438	0	0	194.05	21	206.88	200.17
Honorable Mention	JK	11	40	4	Brian	Culp	782	195.50	241	462	1	1.5	194.00	21	209.67	153.00
	LK	11	0	29	Hunter	Meade	5592	192.83	258	479	0	0	192.83	25	194.29	190.85
	MK	11	23	20	Jacob	Keim	3828	191.40	256	418	0	0	191.40	22	197.50	188.00
	MK	12	11	5	Alexander	Kirkbride	960	192.00	200	200	1	1.5	190.50	22	191.75	195.00
	NC	11	21	15	Jared	Kittinger	2854	190.27	235	422	0	0	190.27	22	202.56	171.83
	NC	12	12	27	Greg	Blondheim	5128	189.93	247	444	0	0	189.93	22	196.00	185.07
	NC	12	11	25	David	Sprout III	4749	190	246	449	1	1.5	188.46	22	186.80	192.07
	PR	9	12	7	Trey	Page	1318	188.29	231	425	0	0	188.29	21	206.00	127.00
	GR	12	12	23	Chase	Hedrick	4357	189.43	247	482	1	1.5	187.93	22	181.00	194.86
	MK	10	27	10	Isaiah	Heaton	1915	191.50	241	445	3	4.5	187.00	22	195.00	157.00
	MK			1	Nate	Stephens	187	187.00	187	0	0	0	187.00	22	187.00	#DIV/0!
	MK	12	3	23	Dylan	Domenick	4272	185.74	280	435	0	0	185.74	22	179.45	189.36
	NC	9	4	3	Nate	Cassady	556	185.33	207	207	0	0	185.33	22	#DIV/0!	185.33
	LK	10	3	27	Jesse	Miller	4991	184.85	278	466	0	0	184.85	25	191.00	171.09
	LK	11	45	24	Anthony	Novak	4462	185.92	238	0	1	1.5	184.42	25	173.80	193.25
	PR	10	13	22	Camron	Little	4031	183.23	262	434	0	0	183.23	21	182.00	163.40
	LK	12	18	22	Alex	Nichols	4028	183.09	256	0	0	0	183.09	25	195.33	176.86
	NC	11	22	19	Alex	Blondheim	3534	186.00	243	470	2	3	183.00	22	200.29	177.67
	GR	12	6	16	Justin	Morris	2911	181.94	222	425	0	0	181.94	22	169.75	194.13


MK	10	22	4	Michael	Barth	743	185.75	224	224	3	4.5	181.25	22	#DIV/0!	185.75
GR	12	7	23	Jimmy	Wells	4165	181.09	239	430	0	0	181.09	22	176.50	184.62
GO		13	20	Tyler	Postlewait	3666	183.30	228	428	2	3	180.30	21	187.92	174.71
JK	11	48	19	Taylor	Johnson	3506	184.53	249	452	3	4.5	180.03	21	184.46	184.67
GR	12	9	17	Christian	Kosmos	3132	184.24	260	453	3	4.5	179.74	22	155.75	193.00
GR	11	1	13	Gage	Krumlauf	2375	182.69	231	384	2	3	179.69	22	191.25	178.89
GO		10	7	Tyler	Ross	1248	178.29	216	0	0	0	178.29	21	191.00	173.20
GR	12	11	10	Conner	Martin	1763	176.30	244	244	0	0	176.30	22	168.00	181.83
PR	11	16	6	Everett	Ewing	1085	180.83	210	210	4	6	174.83	21	155.00	161.00
JK	11	27	7	Felipe	Falcon	1209	172.71	214	378	0	0	172.71	21	179.00	168.00
GO			2	Aaron	Heckman	327	163.50	168	168	0	0	163.50	21	163.50	#DIV/0!
PR	12	26	11	Tylar	Dazey	1822	165.64	216	400	2	3	162.64	21	162.33	186.00
LK	11	69	16	Dylan	Reynolds	2653	165.81	201	0	4	6	159.81	25	168.13	165.14
LK	11	27	9	Jacob	LaClair	1420	157.78	234	391	0	0	157.78	25	157.17	149.00
MK			1	Ethan	Barress	157	157.00	157	157	1	1.5	155.50	22	157.00	#DIV/0!
JK	10	34	5	Kyle	Tallman	768	153.60	197	330	0	0	153.60	21	165.00	146.00
LK	11	77	9	Michael	Butler	1379	153.22	192	309	0	0	153.22	25	159.50	148.20
LK	12	48	8	Max	Conner	1217	152.13	184	347	0	0	152.13	25	150.00	158.50
JK	11	37	2	Brandon	Cordi	298	149.00	158	0	0	0	149.00	21	140.00	158.00
GO			1	Adam	Heckman	132	132.00	132	132	1	1.5	130.50	21	#DIV/0!	132.00

Tie Breakers Determined By Percentage Points

**THIS IS NOT FINAL**

 means athlete does NOT qualify for individual awards

 means athlete does qualify for individual awards

 use this color to see final average

Games needed are updated, unless a match was added I do not know about.