




Rank	School	Grade	#	Games	First	Last	Pin Fall	Avg.	High Game	High Series	Pulls	Amt Off	Final Avg.	GM Needed	Home	Away
1st Team	DV	11	13	8	McKenna	Marchand	1648	206.00	278	494	0	0	206.00	26	211.00	204.33
1st Team	MN	11	4	6	Megan	Keister	1161	193.50	210	397	0	0	193.50	21	198.50	191.00
1st Team	MN	11	25	6	Skylar	Timmerman	1132	188.67	244	458	0	0	188.67	21	187.67	189.67
1st Team	CR	10	2	3	Cailyn	Bright	560	186.67	214	399	0	0	186.67	21	199.50	161.00
1st Team	CR	12	13	4	Rickee	Stidom	745	186.25	208	402	0	0	186.25	21	201.00	171.50
1st Team	CR	12	22	2	Haley	Bittaker	369	184.50	190	190	0	0	184.50	21	179.00	190.00
2nd Team	CR	11	11	2	Olivia	Ellington	353	176.50	201	353	0	0	176.50	21	176.50	#DIV/0!
2nd Team	AL	12	11	4	Mikalena	Grewe	699	174.75	211	401	0	0	174.75	21	200.50	149.00
2nd Team	CR	10	6	2	Nikki	Rummell	336	168.00	175	175	0	0	168.00	21	161.00	175.00
2nd Team	CR	11	5	1	Mehgan	Harsh	167	167.00	167	167	1	1.5	165.50	21	#DIV/0!	167.00
2nd Team	DV	12	18	8	Kayla	Davis	1319	164.88	187	344	0	0	164.88	26	172.00	162.50
2nd Team	MN	11	7	6	Carly	Koontz	986	164.33	182	351	0	0	164.33	21	165.67	163.00
Honorable Mention	DV	10	35	8	Maggie	Glasser	1279	159.88	193	358	0	0	159.88	26	160.50	159.67
Honorable Mention	AL	12	14	4	Siearra	Nagle	626	156.50	174	343	0	0	156.50	21	171.50	141.50
Honorable Mention	CR	11	12	3	Chelsea	Hawk	462	154.00	173	326	0	0	154.00	21	136.00	163.00
Honorable Mention	MN	11	16	3	Hannah	Hawes	458	152.67	157	307	0	0	152.67	21	154.00	150.00
Honorable Mention	MN	10	15	2	Cheyenne	Garrison	301	150.50	154	154	0	0	150.50	21	147.00	154.00
Honorable Mention	NP	11	12	0	Paige	Keller	588	147.00	155	297	0	0	147.00	21	155.00	139.00
	CS	9	12	6	Chalyse	Minor	829	138.17	172	340	0	0	138.17	22	107.50	153.50
	MN	10	8	1	Gretchen	Cogan	138	138.00	138	138	0	0	138.00	21	138.00	#DIV/0!
	NP	12	11	0	Maddie	Vance	548	137.00	167	326	0	0	137.00	21	132.50	141.50
	MR	11	16	4	Alex	Lemaster	546	136.50	150	285	0	0	136.50	21	130.50	142.50
	CR	12	21	2	Mallory	Fox	268	134.00	155	155	0	0	134.00	21	113.00	155.00
	NP	11	14	0	Mady	Robbins	511	127.75	144	275	0	0	127.75	21	129.50	126.00
	MR	11	14	4	Mikayla	Robinson	499	124.75	152	275	0	0	124.75	21	112.00	137.50
	NP	11	16	0	Mackenzie	Fahner	495	123.75	159	251	0	0	123.75	21	140.00	107.50
	CS	10	12	6	Kaitlyn	Koch	740	123.33	138	258	0	0	123.33	22	127.50	121.25
	MR	11	7	3	Breanna	Baumgarten	361	120.33	131	252	0	0	120.33	21	126.00	109.00
	MR	11	5	2	Kendra	Mummert	227	113.50	141	227	0	0	113.50	21	113.50	#DIV/0!
	MR	11	12	3	Savannah	Angel	340	113.33	151	249	0	0	113.33	21	124.50	91.00
	MN	11	32	1	Nicole	Pittson	112	112.00	112	112	0	0	112.00	21	#DIV/0!	112.00
	AL	11	24	4	Serra	Middleton	446	111.50	130	226	0	0	111.50	21	110.00	113.00
	CS	10	7	6	Brooklynn	Weber	667	111.17	146	267	0	0	111.17	22	105.50	114.00
	AL	10	29	1	Nicole	Cox	111	111.00	111	111	0	0	111.00	21	111.00	#DIV/0!
	CS	10	3	6	Halie	Handeville	642	107.00	119	236	0	0	107.00	22	118.00	101.50
	CS	10	13	5	Allison	Barcus	493	98.60	107	214	0	0	98.60	22	107.00	93.00

MR	9	17	1	Abriella	Walker	94	94.00	94	0	0	0	94.00	21	#DIV/0!	94.00
AL	10	42	1	Alaina	Church	97	97.00	97	97	2	3	94.00	21	97.00	#DIV/0!
MR	9	52	1	Alatris	Billiter	86	86.00	86	86	0	0	86.00	21	#DIV/0!	86.00

Tie Breakers Determined By Percentage Points

Not Final

-  means athlete does NOT qualify for individual awards
-  means athlete does qualify for individual awards
-  use this color to see final average

* = NUMBER OF YEARS ON 1ST TEAM ALL COUNTY (not updated yet)