




Rank	School	Grade	#	Games	First	Last	Pin Fall	Avg.	High Game	High Series	Pulls	Amt Off	Final Avg.	GM Needed	Home	Away
1st Team	CM	10	6	2	Payton	Milburn	394	197.00	235	394	0	0	197.00	22	#DIV/0!	197.00
1st Team	MS	10	21	2	Ryley	Cecil	381	190.50	196	381	0	0	190.50	26	190.50	#DIV/0!
1st Team	EC	11	16	8	Erika	Witter	1516	189.50	218	409	0	0	189.50	21	197.25	181.75
1st Team	CM	11	11	2	Kayla	Beckley	353	176.50	182	353	0	0	176.50	22	#DIV/0!	176.50
1st Team	CM	12	32	2	Ashley	Beckley	345	172.50	186	345	0	0	172.50	22	#DIV/0!	172.50
1st Team	SV		34	2	Montana	Boyer	343	171.50	174	343	0	0	171.50	21	#DIV/0!	171.50
2nd Team	SV		13	2	Hannah	DeFord	337	168.50	170	337	0	0	168.50	21	#DIV/0!	168.50
2nd Team	SV		5	1	Holley	Shoemaker	168	168.00	168	168	0	0	168.00	21	#DIV/0!	168.00
2nd Team	CM	12	9	1	Amanda	Galbraith	167	167.00	167	167	0	0	167.00	22	#DIV/0!	167.00
2nd Team	EC	11	18	8	Cassandra	Wolfe	1330	166.25	232	389	0	0	166.25	21	175.00	157.50
2nd Team	MS	12	7	4	Briana	Robinson	660	165.00	177	336	0	0	165.00	26	168.00	162.00
2nd Team	SV		1	2	Buggy	Skepler	325	162.50	191	325	0	0	162.50	21	#DIV/0!	162.50
Honorable Mention	CM	12	0	1	Taylur	Cunningham	162	162.00	162	162	0	0	162.00	22	#DIV/0!	162.00
Honorable Mention	TR	11	26	4	Emily	Allison	615	153.75	168	326	0	0	153.75	21	#DIV/0!	153.75
Honorable Mention	EC	10	12	8	Tessa	Townsend	1217	152.13	202	346	0	0	152.13	21	147.75	156.50
Honorable Mention	TR	10	8	4	Britany	Safarik	579	144.75	158	292	0	0	144.75	21	158.00	140.33
Honorable Mention	TR	11	28	4	Ashley	Durieux	575	143.75	152	289	0	0	143.75	21	152.00	141.00
Honorable Mention	SV		19	2	Rybecca	Rennie	283	141.50	146	283	0	0	141.50	21	#DIV/0!	141.50
	EC	10	5	5	Jenna	Knepper	698	139.60	157	306	0	0	139.60	21	137.00	141.33
	CM	12	88	1	Theresa	Young	134	134.00	134	134	0	0	134.00	22	#DIV/0!	134.00
	EC	11	7	5	McKenna	Helwig	648	129.60	144	270	0	0	129.60	21	131.67	126.50
	TR	11	23	4	Rylee	Oberly	513	128.25	136	271	0	0	128.25	21	136.00	125.67
	EC	10	6	2	McKaiya	Helwig	257	128.50	136	136	1	1.5	127.00	21	136.00	121.00
	EC	10	28	3	Casey	Hosmer	361	120.33	130	130	0	0	120.33	21	116.00	129.00
	MS	12	13	1	Alysha	Burlage	119	119.00	119	119	0	0	119.00	26	119.00	#DIV/0!
	MS	10	11	2	Isabelle	Brady	233	116.50	117	117	0	0	116.50	26	117.00	116.00
	CC	10	11	6	Macy	Bachtel	694	115.67	132	259	0	0	115.67	21	108.75	129.50
	SV		25	1	Hoddie	Shoemaker	111	111.00	111	111	0	0	111.00	21	#DIV/0!	111.00
	MS	10	8	2	Erin	Feit	210	105.00	122	122	0	0	105.00	26	88.00	122.00
	CC	9	36	4	Amada	Varacky	397	99.25	113	213	0	0	99.25	21	99.25	#DIV/0!
	CC	10	25	1	Kennedy	Harris	98	98.00	98	98	0	0	98.00	21	#DIV/0!	98.00
	CC	9	26	5	Laura	Seiber	459	91.80	117	193	0	0	91.80	21	89.50	101.00
	CC	11	45	5	Katie	Flickinger	422	84.40	112	186	0	0	84.40	21	78.67	93.00
	CC	9	9	1	Isabella	Domotor	74	74.00	74	74	0	0	74.00	21	74.00	#DIV/0!

Tie Breakers Determined By Percentage Points

Not Final

	means athlete does NOT qualify for individual awards
	means athlete does qualify for individual awards
	use this color to see final average

* = NUMBER OF YEARS ON 1ST TEAM ALL COUNTY (not updated)