



Rank	School	Grade	#	Games	First	Last	Pin Fall	Avg.	High Game	High Series	Pulls	Amt Off	Final Avg.	GM Needed	Home	Away
1st Team	CM	10	6	42	Payton	Milburn	8102	192.90	246	471	0	0	192.90	27	200.60	185.91
1st Team	EC	11	16	38	Erika	Witter*	7033	185.08	257	430	0	0	185.08	26	189.36	179.19
1st Team	CM	12	32	42	Ashley	Beckley*	7744	184.38	245	419	0	0	184.38	27	181.65	186.86
1st Team	MS	10	21	32	Ryley	Cecil	5741	179.41	235	422	0	0	179.41	22	181.13	177.69
1st Team	MS	12	20	34	Justine	Speicher	6095	179.26	268	498	0	0	179.26	22	179.06	179.50
1st Team	CM	11	11	42	Kayla	Beckley	7450	177.38	252	423	0	0	177.38	27	186.95	168.68
2nd Team	SV	10	13	29	Hannah	DeFord	4935	170.17	225	443	0	0	170.17	21	165.15	175.29
2nd Team	SV	12	19	32	Rybecca	Rennie	5434	169.81	266	469	0	0	169.81	21	168.00	172.94
2nd Team	SV	12	34	31	Montana	Boyer	5132	165.55	198	387	1	1.5	164.05	21	165.21	166.93
2nd Team	TR	10	8	30	Britany	Safarik	4928	164.27	198	389	1	1.5	162.77	21	166.58	162.72
2nd Team	EC	10	12	32	Tessa	Townsend	5172	161.63	216	373	0	0	161.63	26	163.73	157.00
2nd Team	CC	9	22	28	Alina	Stebbins	4520	161.43	209	398	0	0	161.43	18	163.56	158.58
Honorable Mention	EC	11	18	40	Cassandra	Wolfe	6387	159.68	232	389	0	0	159.68	26	167.27	150.39
	CM	9	4	4	Tara	Bates	634	158.50	199	0	0	0	158.50	27	158.50	#DIV/0!
Honorable Mention	MS	12	7	34	Briana	Robinson	5383	158.32	199	388	0	0	158.32	22	155.28	161.75
Honorable Mention	CM	10	0	27	Tiarra	Clift	4248	157.33	214	358	3	4.5	152.83	27	159.90	155.82
Honorable Mention	TR	11	24	32	Kiana	Lingenfelter	4833	151.03	200	346	0	0	151.03	21	150.79	151.22
	EC		22	8	Alexi	DeVaul	1206	150.75	212	369	0	0	150.75	26	160.00	141.50
	CM	12	88	9	Theresa	Young	1367	151.89	179	303	1	1.5	150.39	27	145.25	157.20
Honorable Mention	TR	11	23	32	Rylee	Oberly	4744	148.25	194	345	0	0	148.25	21	158.43	140.33
Honorable Mention	SV	10	1	31	Lilly	Shepler	4608	148.65	213	375	1	1.5	147.15	21	155.79	146.07
	CM	9	15	1	Monica	Robin	153	153.00	153	153	4	6	147.00	27	153.00	#DIV/0!
	TR	11	28	23	Ashley	Durieux	3419	148.65	203	360	2	3	145.65	21	141.88	152.27
	SV			7	Kaylie	Herstine	1016	145.14	161	305	0	0	145.14	21	142.50	149.25
	CM	12	9	12	Amanda	Galbraith	1789	149.08	173	345	3	4.5	144.58	27	149.00	149.13
	CM	12	0	13	Taylur	Cunningham	1976	152.00	192	353	5	7.5	144.50	27	155.50	146.40
	MS	10	2	22	Kimberly	Louk	3152	143.27	189	375	0	0	143.27	22	146.55	140.00
	TR	11	26	25	Emily	Allison	3676	147.04	213	377	3	4.5	142.54	21	145.00	149.25
	MS		13	26	Alysha	McLean	3704	142	191	89	0	0	142.46	22	136.15	148.77
	EC	10	6	24	McKaiya	Helwig	3426	142.75	200	360	1	1.5	141.25	26	152.00	134.92
	MS	10	24	6	Arianna	Carter	841	140	149	149	0	0	140.17	22	143.75	133.00
	EC	10	5	23	Jenna	Knepper	3210	139.57	178	317	3	4.5	135.07	26	141.40	136.13
	SV	11	25	20	Haddie	Huffman	2732	136.60	179	309	2	3	133.60	21	144.60	130.67
	EC	10	9	12	Christmas	Gillingham	1566	130.50	160	286	0	0	130.50	26	123.40	135.57
	EC	11	7	12	McKenna	Helwig	1532	127.67	160	270	0	0	127.67	26	129.00	127.00
	SV	11	5	4	Halley	Shoemaker	502	125.50	168	168	0	0	125.50	21	#DIV/0!	125.50


TR	11	5	6	Lily	Combs	759	126.50	180	334	1	1.5	125.00	21	144.67	108.33
EC	10	28	7	Casey	Hosmer	847	121.00	136	237	0	0	121.00	26	115.00	125.50
CC	10	11	24	Macy	Bachtel	2882	120.08	174	308	0	0	120.08	18	122.71	116.40
CC	9	36	25	Amada	Varacky	2990	119.60	194	370	0	0	119.60	18	126.23	112.42
MS	10	11	8	Isabelle	Brady	962	120.25	143	243	1	1.5	118.75	22	118.00	122.50
TR	9	3	3	Mikaylee	Tucker	360	120.00	139	139	2	3	117.00	21	125.50	109.00
MS		14	1	Shyanna	Stokes	108	108	108	0	0	0	108.00	22	108.00	#DIV/0!
CC	10	7	8	Kayla	Johnson	841	105.13	158	201	0	0	105.13	18	115.50	94.75
MS	10	8	4	Erin	Feit	416	104.00	122	206	0	0	104.00	22	109.33	88.00
CC	11	45	20	Katie	Flickinger	2054	102.70	140	256	0	0	102.70	18	109.42	92.63
CC	9	26	16	Laura	Seiber	1636	102.25	145	249	0	0	102.25	18	105.09	96.00
CC	9	9	11	Isabella	Domotor	1059	96.27	131	220	0	0	96.27	18	96.71	95.50
SV	12	4	2	Lauren	Zehnder	186	93.00	108	186	0	0	93.00	21	93.00	#DIV/0!
MS		9	1	Dallas	Stahlman	89	89	89	89	0	0	89.00	22	89.00	#DIV/0!
CC	10	25	2	Kennedy	Harris	175	87.50	98	98	0	0	87.50	18	98.00	77.00

Tie Breakers Determined By Percentage Points

**Not Final**

 means athlete does NOT qualify for individual awards

 means athlete does qualify for individual awards

 use this color to see final average

\* = NUMBER OF YEARS ON 1ST TEAM ALL COUNTY