



Rank	School	Grade	#	Games	First	Last	Pin Fall	Avg.	High Game	High Series	Pulls	Amt Off	Final Avg.	GM Needed	Home	Away
1st Team	AL	12	43	12	Richard	Elliott	2674	222.83	279	472	0	0	222.83	21	219.00	226.67
1st Team	DV	11	32	24	Alex	Tiell	4910	204.58	267	477	0	0	204.58	26	208.60	201.71
1st Team	AL	11	21	12	Sean	Kelly	2445	203.75	269	463	0	0	203.75	21	215.67	191.83
1st Team	CR	12	21	14	Kaleb	Nape	2826	201.86	243	460	0	0	201.86	21	203.50	199.67
1st Team	DV	11	73	23	Garrett	Wassem	4608	200.35	245	449	0	0	200.35	26	192.89	205.14
1st Team	NP	10	57	18	Blaze	Bacon	3587	199.28	247	439	0	0	199.28	21	196.45	203.71
2nd Team	CR	10	99	12	Aaron	Clark	2332	194.33	258	445	0	0	194.33	21	185.88	211.25
2nd Team	AL	12	1	12	Justin	Stout	2326	193.83	234	451	0	0	193.83	21	187.50	200.17
2nd Team	CR	12	12	14	Brycen	Carter	2684	191.71	219	417	0	0	191.71	21	198.63	182.50
2nd Team	CS	12	6	14	Jeff	Bayer	2663	190.21	246	469	0	0	190.21	22	181.80	211.25
2nd Team	MN	11	33	16	Sam	Snyder	2961	185.06	230	402	0	0	185.06	21	186.88	184.20
2nd Team	MN	10	20	1	Wyatt	Bettis	184	184.00	184	184	0	0	184.00	21	184.00	#DIV/0!
Honorable Mention	DV	11	4	20	Austin	Orellana	3656	182.80	235	428	0	0	182.80	26	168.75	192.17
Honorable Mention	NP	11	48	18	David	Visher	3289	182.72	267	428	0	0	182.72	21	178.82	188.86
Honorable Mention	CS	12	16	18	Hunter	Morrow	3256	180.89	252	470	0	0	180.89	22	192.20	166.75
Honorable Mention	CR	10	63	12	Fred	Tessanne	2135	177.92	233	428	0	0	177.92	21	178.86	176.60
Honorable Mention	MN	12	54	15	Jordan	Strader	2661	177.40	204	404	0	0	177.40	21	179.00	174.50
Honorable Mention	MN	12	15	15	Blake	Archer	2632	175.47	225	405	0	0	175.47	21	189.67	159.50
	NP	11	0	18	Jackson	Compber	3124	173.56	219	411	0	0	173.56	21	168.27	181.86
	MN	9	18	12	Issac	Wisnberger	2074	172.83	220	436	0	0	172.83	21	175.50	171.50
	MN	9	44	14	Ahdyn	Lautzenheiser	2363	168.79	277	466	0	0	168.79	21	185.33	154.67
	DV	11	33	16	Kaden	Flemming	2686	167.88	202	388	1	1.5	166.38	26	153.50	172.67
	MN	9	88	9	Cameron	Mayle	1492	165.78	199	313	0	0	165.78	21	170.67	161.00
	CS	11	1	18	Colten	Clark	2963	164.61	211	402	0	0	164.61	22	156.60	174.63
	DV	10	14	2	Mason	Limbacher	326	163	168	326	0	0	163	26	#DIV/0!	163.00
	CS	11	2	18	Devin	Gore	2861	158.94	190	367	0	0	158.94	22	168.10	147.50
	MN	11	3	5	Cammeron	Cunningham	793	158.60	173	340	0	0	158.60	21	144.00	168.33
	AL	11	2	4	Raymond	Brown	641	160.25	248	428	2	3	157.25	21	214.00	106.50
	AL	10	55	10	Thomas	Madison	1570	157.00	198	390	0	0	157.00	21	158.60	155.40
	NP	11	20	15	Noah	Mutti	2342	156.13	211	348	0	0	156.13	21	158.80	150.80
	DV	10	27	5	Luke	Telle	762	152	178	178	0	0	152	26	160.00	141.00
	CR	9	10	1	Ian	Pallaye	153	153.00	153	153	1	1.5	151.50	21	153.00	#DIV/0!
	NP	9	60	14	Zach	Schupbach	2070	147.86	187	367	0	0	147.86	21	134.38	165.83
	DV	10	7	7	Brody	Morris	1022	146.00	161	295	0	0	146.00	26	145.40	147.50
	CR	11	7	5	Trevor	Burkhart	730	146.00	156	156	1	1.5	144.50	21	147.00	144.50
	CR	10	88	6	Coby	Weiland	883	147.17	191	328	2	3	144.17	21	138.33	156.00


MR	12	27	18	Gavin	Madsen	2578	143.22	176	333	0	0	143.22	21	141.40	145.50
MN	9	99	3	Nick	Baumgardner	415	138.33	163	163	0	0	138.33	21	145.00	126.00
MR	12	7	14	Brandon	Rock	1924	137.43	182	359	0	0	137.43	21	137.38	137.50
NP	9	59	5	Jake	Whitman	681	136.20	182	286	1	1.5	134.70	21	133.67	140.00
MR	10	35	16	TJ	Wilson	2045	127.81	180	336	0	0	127.81	21	125.33	131.00
AL	10	65	1	Devin	White	129	129.00	129	129	1	1.5	127.50	21	129.00	#DIV/0!
MR	12	6	16	Nathan	Ackerman	2031	126.94	171	283	0	0	126.94	21	126.63	127.25
DV	12	30	3	Carlo	Capozella	375	125.00	159	159	0	0	125.00	26	139.50	96.00
CS	11	21	5	Jacub	Timmons	612	122.40	175	295	1	1.5	120.90	22	96.00	129.00
MR	9	26	7	Keegan	Lambdin	844	120.57	160	278	1	1.5	119.07	21	132.00	105.33
AL	12	25	5	Reggie	Wooten	591	118.20	153	153	1	1.5	116.70	21	114.67	123.50
MR	12	13	11	Tyler	Nidy	1246	113.27	205	294	0	0	113.27	21	96.80	127.00
NP	9	17	1	Luke	Parker	113	113.00	113	113	0	0	113.00	21	#DIV/0!	113.00
MR	10	1	1	Aiden	Trummer	110	110.00	110	110	0	0	110.00	21	#DIV/0!	110.00
MR	12	17	2	Daniel	Schultz	189	94.50	103	103	0	0	94.50	21	94.50	#DIV/0!

Tie Breakers Determined By Percentage Points

Not Final

 means athlete does NOT qualify for individual awards

 means athlete does qualify for individual awards

 use this color to see final average

* = NUMBER OF YEARS ON 1ST TEAM ALL COUNTY (not updated yet)