



Rank	School	Grade	#	Games	First	Last	Pin Fall	Avg.	High Game	High Series	Pulls	Amt Off	Final Avg.	GM Needed	Home	Away
1st Team	CM	10	6	16	Payton	Milburn	3105	194.06	236	463	0	0	194.06	22	195.20	192.17
1st Team	CM	12	32	16	Ashley	Beckley	3031	189.44	245	418	0	0	189.44	22	186.50	194.33
1st Team	EC	11	16	18	Erika	Witter	3333	185.17	257	430	0	0	185.17	21	187.67	183.92
1st Team	MS	10	21	10	Ryley	Cecil	1785	178.50	210	381	0	0	178.50	26	177.25	179.33
1st Team	CM	11	11	16	Kayla	Beckley	2788	174.25	204	389	0	0	174.25	22	179.30	165.83
1st Team	EC	11	18	18	Cassandra	Wolfe	3006	167.00	232	389	0	0	167.00	21	176.00	162.50
2nd Team	SV	12	34	13	Montana	Boyer	2173	167.15	198	387	1	1.5	165.65	21	160.33	182.50
2nd Team	SV	10	13	14	Hannah	DeFord	2244	160.29	198	379	0	0	160.29	21	160.90	158.75
2nd Team	SV	12	19	14	Rybecca	Rennie	2228	159.14	216	360	0	0	159.14	21	160.30	156.25
2nd Team	EC	10	12	16	Tessa	Townsend	2529	158.06	216	373	0	0	158.06	21	142.00	167.70
2nd Team	CC	9	22	14	Alina	Stebbins	2194	156.71	181	343	0	0	156.71	21	155.67	157.50
2nd Team	MS	12	7	12	Briana	Robinson	1876	156.33	177	336	0	0	156.33	26	165.00	152.00
Honorable Mention	CM	10	0	8	Tiarra	Clift	1259	157.38	214	358	1	1.5	155.88	22	167.00	141.33
Honorable Mention	MS	12	20	12	Justine	Speicher	1863	155.25	189	348	0	0	155.25	26	146.00	159.88
Honorable Mention	TR	10	8	14	Britany	Safarik	2142	153.00	177	353	1	1.5	151.50	21	151.00	154.50
Honorable Mention	CM	12	0	10	Taylur	Cunningham	1504	150.40	192	353	0	0	150.40	22	156.33	141.50
Honorable Mention	TR	11	24	16	Kiana	Lingenfelter	2360	147.50	176	346	0	0	147.50	21	148.14	147.00
Honorable Mention	CM	12	88	5	Theresa	Young	718	143.60	152	303	0	0	143.60	22	136.50	148.33
	SV	10	1	13	Lilly	Shepler	1875	144.23	191	325	1	1.5	142.73	21	140.22	153.25
	EC	10	6	10	McKaiya	Helwig	1434	143.40	200	357	1	1.5	141.90	21	142.00	144.00
	TR	11	23	16	Rylee	Oberly	2259	141.19	171	331	0	0	141.19	21	137.00	145.70
	EC	10	5	13	Jenna	Knepper	1854	142.62	178	317	1	1.5	141.12	21	141.75	143.00
	TR	11	28	10	Ashley	Durieux	1423	142.30	203	353	1	1.5	140.80	21	132.00	146.71
	TR	11	26	13	Emily	Allison	1803	138.69	168	326	1	1.5	137.19	21	131.20	143.38
	MS	10	2	6	Kimberly	Louk	804	134.00	159	305	0	0	134.00	26	115.50	143.25
	SV	11	25	10	Haddie	Huffman	1348	134.80	168	309	1	1.5	133.30	21	132.57	140.00
	MS	12	13	3	Alysha	Burlage	394	131.33	146	275	0	0	131.33	26	119.00	137.50
	CM	12	9	3	Amanda	Galbraith	400	133.33	167	167	2	3	130.33	22	142.00	116.00
	TR	9	3	2	Mikaylee	Tucker	251	125.50	139	139	1	1.5	124.00	21	139.00	125.50
	EC	10	9	1	Christmas	Gillingham	123	123.00	123	123	0	0	123.00	21	#DIV/0!	123.00
	EC	11	7	7	McKenna	Helwig	859	122.71	144	270	0	0	122.71	21	131.67	116.00
	MS	10	11	7	Isabelle	Brady	854	122.00	143	243	0	0	122.00	26	123.50	121.40
	EC	10	28	5	Casey	Hosmer	598	119.60	136	237	0	0	119.60	21	116.00	122.00
	SV	11	5	3	Halley	Shoemaker	358	119.33	168	168	0	0	119.33	21	95.00	168.00
	CC	10	11	12	Macy	Bachtel	1334	111.17	135	262	0	0	111.17	21	118.17	104.17
	CC	9	36	12	Amada	Varacky	1319	109.92	147	281	0	0	109.92	21	108.75	110.50


MS	10	8	2	Erin	Feit	210	105.00	122	122	0	0	105.00	26	88.00	122.00
TR	11	5	4	Lily	Combs	425	106.25	117	221	1	1.5	104.75	21	117.00	102.67
CC	10	7	3	Kayla	Johnson	298	99.33	115	115	0	0	99.33	21	#DIV/0!	99.33
CC	11	45	11	Katie	Flickinger	1029	93.55	121	231	0	0	93.55	21	101.60	86.83
CC	9	26	6	Laura	Seiber	546	91.00	117	193	0	0	91.00	21	95.25	82.50
CC	10	25	2	Kennedy	Harris	175	87.50	98	98	0	0	87.50	21	98.00	77.00
CC	9	9	4	Isabella	Domotor	300	75.00	88	88	0	0	75.00	21	69.00	81.00

Tie Breakers Determined By Percentage Points

Not Final

 means athlete does NOT qualify for individual awards

 means athlete does qualify for individual awards

 use this color to see final average

* = NUMBER OF YEARS ON 1ST TEAM ALL COUNTY (not updated)