



Rank	School	Grade	#	Games	First	Last	Pin Fall	Avg.	High Game	High Series	Pulls	Amt Off	Final Avg.	GM Needed	Home	Away
1st Team	AL	12	43	22	Richard	Elliott***	4827	219.41	279	504	0	0	219.41	21	220.33	218.30
1st Team	AL	11	21	22	Sean	Kelly*	4556	207.09	287	479	0	0	207.09	21	220.00	191.60
1st Team	DV	11	32	27	Alex	Tiell	5521	204.48	267	477	0	0	204.48	26	206.09	203.38
1st Team	NP	10	57	32	Blaze	Bacon	6462	201.94	278	449	0	0	201.94	21	201.43	203.12
1st Team	DV	11	73	26	Garrett	Wassem	5239	201.50	245	449	0	0	201.50	26	195.55	205.87
1st Team	AL	12	1	22	Justin	Stout	4394	199.73	268	451	0	0	199.73	21	197.42	202.50
2nd Team	CR	12	21	24	Kaleb	Nape	4708	196.17	243	460	0	0	196.17	21	196.57	195.60
2nd Team	CS	12	6	20	Jeff	Bayer	3884	194.20	246	469	0	0	194.20	22	191.93	199.50
2nd Team	CR	10	99	22	Aaron	Clark	4217	191.68	258	445	0	0	191.68	21	186.21	201.25
2nd Team	DV	11	4	24	Austin	Orellana	4561	190.04	279	457	0	0	190.04	26	179.80	197.36
2nd Team	CR	12	12	23	Brycen	Carter	4340	188.70	219	417	0	0	188.70	21	189.85	187.20
2nd Team	MN	11	33	27	Sam	Snyder	4969	184.04	230	402	0	0	184.04	21	184.13	184.54
Honorable Mention	NP	11	48	32	David	Visher	5847	182.72	267	428	0	0	182.72	21	182.50	183.59
Honorable Mention	CR	10	63	22	Fred	Tessanne	3993	181.50	233	428	0	0	181.50	21	182.38	180.22
Honorable Mention	MN	12	54	26	Jordan	Strader	4710	181.15	212	420	0	0	181.15	21	184.14	176.15
Honorable Mention	CS	12	16	18	Hunter	Morrow	3256	180.89	252	470	0	0	180.89	22	192.20	166.75
Honorable Mention	MN	12	15	24	Blake	Archer	4305	179.38	225	405	1	1.5	177.88	21	188.40	166.36
Honorable Mention	MN	10	20	4	Wyatt	Bettis	685	171.25	198	367	0	0	171.25	21	171.25	#DIV/0!
	MN	9	44	23	Ahdyn	Lautzenheiser	3878	168.61	277	466	0	0	168.61	21	176.08	158.83
	MN	9	88	16	Cameron	Mayle	2697	168.56	214	343	0	0	168.56	21	168.30	168.88
	NP	11	0	32	Jackson	Compher	5386	168.31	219	411	0	0	168.31	21	166.79	167.71
	MN	9	18	17	Issac	Wisembarger	2875	169.12	220	436	1	1.5	167.62	21	167.00	171.50
	DV	11	33	18	Kaden	Flemming	3032	168.44	202	388	1	1.5	166.94	26	152.20	174.69
	CS	11	2	24	Devin	Gore	3998	166.58	219	383	0	0	166.58	22	174.00	156.20
	DV	10	27	8	Luke	Telle	1329	166	200	383	0	0	166	26	172.60	155.33
	CS	11	1	25	Colten	Clark	4110	164.40	236	402	0	0	164.40	22	158.64	171.73
	DV	10	14	2	Mason	Limbacher	326	163	168	326	0	0	163	26	#DIV/0!	163.00
	MN	11	3	7	Cammeron	Cunningham	1115	159.29	179	340	0	0	159.29	21	152.50	168.33
	NP	11	20	29	Noah	Mutti	4594	158.41	211	361	0	0	158.41	21	158.69	158.00
	CR	11	7	11	Trevor	Burkhart	1723	156.64	211	380	2	3	153.64	21	147.67	167.40
	MR	12	27	31	Gavin	Madsen	4662	150.39	212	385	0	0	150.39	21	147.93	152.29
	AL	10	55	14	Thomas	Madison	2119	151.36	198	390	1	1.5	149.86	21	149.11	155.40
	NP	9	60	27	Zach	Schupbach	4012	148.59	232	421	0	0	148.59	21	138.18	154.87
	AL	11	2	7	Raymond	Brown	1048	149.71	248	428	2	3	146.71	21	181.00	126.25
	DV	10	7	8	Brody	Morris	1166	145.75	161	295	0	0	145.75	26	145.40	146.33
	CR	10	88	7	Coby	Weiland	1036	148.00	191	328	3	4.5	143.50	21	142.00	156.00


AL	10	65	2	Devin	White	289	144.50	160	160	2	3	141.50	21	129.00	160.00
MN	9	99	4	Nick	Baumgardner	563	140.75	163	163	0	0	140.75	21	146.00	126.00
DV	12	30	5	Carlo	Capozella	698	139.60	184	184	0	0	139.60	26	154.33	117.50
CR		13	1	Clint	Brackin	139	139.00	139	139	0	0	139.00	21	139.00	#DIV/0!
MR	12	7	18	Brandon	Rock	2448	136.00	182	359	0	0	136.00	21	136.20	135.75
AL	12	25	15	Reggie	Wooten	2055	137.00	179	319	1	1.5	135.50	21	134.56	140.67
NP	9	59	6	Jake	Whitman	809	134.83	182	286	1	1.5	133.33	21	133.67	136.00
MR	12	6	28	Nathan	Ackerman	3730	133.21	202	331	0	0	133.21	21	132.31	129.15
CR	9	10	2	Ian	Pallaye	269	134.50	153	153	1	1.5	133.00	21	134.50	#DIV/0!
MR	10	35	27	TJ	Wilson	3510	130.00	180	336	0	0	130.00	21	131.00	130.08
CS	11	21	5	Jacub	Timmons	612	122.40	175	295	1	1.5	120.90	22	96.00	129.00
MR	9	26	14	Keegan	Lambdin	1708	122.00	161	278	2	3	119.00	21	130.67	113.57
MR	12	13	22	Tyler	Nidy	2614	118.82	205	294	0	0	118.82	21	111.56	124.27
NP	9	17	1	Luke	Parker	113	113.00	113	113	0	0	113.00	21	#DIV/0!	113.00
MR	10	1	1	Aiden	Trummer	110	110.00	110	110	0	0	110.00	21	#DIV/0!	110.00
MR	12	17	2	Daniel	Schultz	189	94.50	103	103	1	1.5	93.00	21	94.50	#DIV/0!

Tie Breakers Determined By Percentage Points

Not Final

 means athlete does NOT qualify for individual awards

 means athlete does qualify for individual awards

 use this color to see final average

* = NUMBER OF YEARS ON 1ST TEAM ALL COUNTY