

Center: College Bowl
 Day: WED Circle One Boys Team Girls Team
 Date: 1-23-13 Circle One Varsity JV

Home School: MCKINLEY

Visiting School: CANTON SOUTH ✓ ✓

Number	Name	Game #1	Game #2	Subtotals
5	BRADLEY SHOTT	192	233	425
15	ALEX MILLS	195	212	407
17	BEK HUDAS	176	208	404
20	JIMMY MILLS	177	217	394
66	ALEX MCCLOUDRY	257	196	453
19	ANDREW KUHMBASH			
61	ANTHONY BURCH			
Subtotal of Individual Games		1017	1066	2083

Individual Game Format

Number	Name	Game #1	Game #2	Subtotals
12	DOMINIC KAIL	172	198	320
54	ANDREW SCARFINO	216	202	418
21	COLIN ROHLER	145	162	307
00	ALEX CLENDENIN	177	193	370
10	KISHON PATEL	145	171	316
Subtotal of Individual Games		855	876	1731

Please circle any composite games bowled by multiple bowlers

Please circle any composite games bowled by multiple bowlers

Baker Rotation	1	2	3	4	5	6	7	8	9	10	Fill	Scores	Running Total
Game #1	15	19	69	17	5	19	19	19	17	5		144	2227
Game #2	00	19	69	17	5	01	19	19	17	5		133	2360
Game #3	15	19	69	5	66	15	19	00	5	66		209	2569
Game #4	15	19	00	5	66	15	19	00	5	66		195	2764
Subtotal of Baker Games													581

Baker Format

Baker Rotation	1	2	3	4	5	6	7	8	9	10	Fill	Scores	Running Total
Game #1	12	21	10	00	54	12	21	10	00	54		161	1592
Game #2	12	21	10	00	54							148	2040
Game #3	12	21	10	00	00							135	2175
Game #4	12	21	10	00	54							125	2300
Subtotal of Baker Games													569


Ind Game Subtotal 2083 + Bakers Subtotal 581 = Match Total 2764 ★

Ind Game Subtotal 1731 + Bakers Subtotal 569 = Match Total 2300

Visiting Coach's Signature: [Signature]

Home Coach's Signature: [Signature]

Coach from each School must sign these Competition Sheets following Match. Home Coach is Match Referee and Home Coach's Sheets are Official Scores. Scores must be transmitted to Conference Commissioner within One Hour of completion of the Match @ FAX 330-499-1074 or 330-499-3433. Scores must be transmitted to The Canton Repository, Attention: Bill Snier @ FAX 330-580-5667.



Center: SuperBowl of Alliance
 Day: Wed. Circle One Boys Team Girls Team
 Date: 1-23-13 Circle One Varsity JV

Home School: Alliance

Visiting School: Glendak

Number	Name	Game #1	Game #2	Subtotals
7 14	Aaron Hill Jr.	(134)	—	134
6 10	Curtis Aeling	164	180	344
10 7	Sam Glover	237	194	431
9 52	Ronnie Brimlow III	230	225	455
8 20	Alex Bugars	277	211	488
13	Neil Rogers	—	(170)	170
Subtotal of Individual Games		1042	980	2022

Number	Name	Game #1	Game #2	Subtotals
6 19	Sam Pollard	136	143	279
7 7	Mark Reed	226	218	444
8 33	Aray Kent	149	215	364
9 12	Al Belopotosky	225	191	416
10 18	Austin Shanowso	186	142	328
Subtotal of Individual Games		922	909	1831

Please circle any composite games bowled by multiple bowlers

Please circle any composite games bowled by multiple bowlers

Baker Rotation	1	2	3	4	5	6	7	8	9	10	Fill	Scores	Running Total
Game #1	13	81	10	52	20	14	07	07	52	20	—	147	2169
Game #2	14	81	07	52	20	14	81	07	52	20	—	181	2350
Game #3	14	10	07	52	20	14	10	07	52	20	—	179	2529
Game #4	14	10	07	52	20	14	10	07	52	20	—	208	2737
Subtotal of Baker Games													715


Baker Rotation	1	2	3	4	5	6	7	8	9	10	Fill	Scores	Running Total
Game #1	33	19	12	18	7	33	19	12	18	7	—	242	2073
Game #2	33	19	12	18	7	33	19	12	18	7	—	176	2249
Game #3	33	19	12	18	7	33	19	12	18	7	—	205	2454
Game #4	33	19	12	18	7	33	19	12	18	7	—	182	2636
Subtotal of Baker Games													805

Ind Game Subtotal 2022 + Bakers Subtotal 715 = Match Total 2737 Ind Game Subtotal 1831 + Bakers Subtotal 805 = Match Total 2636

Visiting Coach's Signature: John E. Roberts

Home Coach's Signature: Aaron Hill

Coaches' Scores are Official Scores.
 Call 330-499-1674 or 330-499-3433.



Center: Hall of Fame
 Day: Wednesday Circle One Boys Team Girls Team
 Date: 1-23-13 Circle One Varsity JV

Home School: Perry

Visiting School: Minerva

Number	Name	Game #1	Game #2	Subtotals
41	Zacc Griffin	162	—	162
13	JD Jones	175	211	386
61	Alex Lincoln	239	218	457
69	Jake Allison	191	175	366
94	Brandon Peters	162	—	162
6	Wyatt Boylan	—	201	201
16	Cody Spitale	—	180	180
Subtotal of Individual Games		929	985	1914

Individual Game Format

Number	Name	Game #1	Game #2	Subtotals
2	Nathan Bryan	167	156	323
43	Dalton Hodge	157	151	308
4	Billy Soliday	212	146	358
14	Clayton Ward	202	170	372
24	Ryan Stuckey	139	193	332
7	Ryan Bowman			
13	Lane Elten			
77	Cody Marks			
Subtotal of Individual Games		877	816	1693

Please circle any composite games bowled by multiple bowlers

Please circle any composite games bowled by multiple bowlers

Baker Rotation	1	2	3	4	5	6	7	8	9	10	Fill	Scores	Running Total
Game #1	194	16	6	13	61	94	16	6	13	61	41	214	2128
Game #2	94	16	6	13	61	94	16	6	13	61	69	169	2297
Game #3	41	16	69	74	61	91	16	69	74	61	13	204	2501
Game #4	41	16	69	94	61	41	16	69	74	61	6	203	2704
Subtotal of Baker Games													790


Baker Rotation	1	2	3	4	5	6	7	8	9	10	Fill	Scores	Running Total
Game #1	43	2	4	14	24	43	2	4	14	24	—	217	1910
Game #2	7	13	17	14	24	7	13	17	14	24	—	174	2084
Game #3	7	13	17	14	24	7	13	17	14	24	—	163	2247
Game #4	7	13	17	14	24	7	13	17	14	24	—	154	2401
Subtotal of Baker Games													708

Ind Game Subtotal 1914 +Bakers Subtotal 790 =Match Total 2704 Ind Game Subtotal 1693 +Bakers Subtotal 708 =Match Total 2401

Visiting Coach's Signature: [Signature]

Home Coach's Signature: [Signature]

Coach from each School must sign these Competition Sheets following Match. Home Coach is Match Referee and Home Coach's Sheets are Official Scores. Scores must be transmitted to Conference Commissioner within One Hour of completion of the Match @ FAX 330-499-1074 or 330-499-3433. Scores must be transmitted to The Canton Repository, Attention: Bill Snier @ FAX 330-580-5667.



Center: Wayne Lanes

Day: Wednesday

Date: 1-23-13

Circle One

Boys Team

Girls Team

Circle One

Varsity

JV

Home School: Wooster Generals

Visiting School: Central Catholic

Number	Name	Game #1	Game #2	Subtotals
21	Andrew Moore	—	258	258
58	Andrew Nelson	173	182	355
13	Taylor Leckrone	145	—	145
69	Kyle Kerstetter	182	200	382
25	Sawyer Dilyard	222	194	416
08	Ben Adams	142	183	325
Subtotal of Individual Games		864	1017	1881

Individual Game Format

Number	Name	Game #1	Game #2	Subtotals
21	Zach Schott	194	200	394
96	Noah Lab	210	166	376
6	BRANDON LEACH	151	176	327
13	BRANDON STEBBINS	201	159	360
41	MARK HAUBERT	177	195	372
Subtotal of Individual Games		933	896	1829

Please circle any composite games bowled by multiple bowlers

Please circle any composite games bowled by multiple bowlers

Baker	Rotation	1	2	3	4	5	6	7	8	9	10	Fill	Scores	Running Total
Game #1	58	08	13	25	21	58	08	69	25	21	13	—	172	2053
Game #2	58	08	69	25	21	58	08	69	25	21	13	—	196	2249
Game #3	58	13	69	25	21	58	13	69	25	21	08	—	203	2452
Game #4	13	08	58	69	25	13	21	58	69	25	—	—	197	2649
Subtotal of Baker Games													768	

Baker	Rotation	1	2	3	4	5	6	7	8	9	10	Fill	Scores	Running Total
Game #1	21	96	6	13	41	21	96	6	13	41	—	—	192	2021
Game #2	21	96	6	13	41	21	96	6	13	41	—	—	166	2187
Game #3	21	96	6	13	41	21	96	6	13	41	—	—	193	2380
Game #4	21	96	6	13	41	21	96	6	13	41	—	—	180	2560
Subtotal of Baker Games													731	

Ind Game Subtotal 1881 +Bakers Subtotal 768 =Match Total 2649

Ind Game Subtotal 1829 +Bakers Subtotal 731 =Match Total 2560

Visiting Coach's Signature: *John M. Haubert*

Home Coach's Signature: *Alfred [Signature]*

Coach from each School must sign these Competition Sheets for every Match. Home Coach is Match Referee and Home Coach's Sheets are Official Scores. Scores must be transmitted to Conference Commissioner within One Hour of completion of the Match @ FAX 330-499-1074 or 330-499-3433. Scores must be transmitted to The Canton Repository, Attention: Bill Snel @ FAX 330-580-5667.



Center: Eastbury
 Day: Wed Circle One Boys Team Girls Team
 Date: 1/23/13 Circle One Varsity JV

Home School: Timken

Number	Name	Game #1	Game #2	Subtotals
0	Anthony Downey	201	211	412
3				
6	Chance Mattern	215	210	425
20	Jafar Godfrey	(154)	187	
22	Devin Diehl	179		
27	DAQuan Haight		(161)	
28	David Heckmen			
48	Bryan Rouse		185	
85	Chris Ackerman	(139)		
Subtotal of Individual Games		888	954	1842

Please circle any composite games bowled by multiple bowlers

Visiting School: St. Thomas

Number	Name	Game #1	Game #2	Subtotals
29	Dom Piazza	166	156	
30	Tony Angelo	120	151	
24	Erika Kermack	146	165	
7	Grey Mangus	233	189	
20	Hunter Horning	187	183	
22	Joe Moeglin			
Subtotal of Individual Games		852	844	1696

Please circle any composite games bowled by multiple bowlers

Baker Rotation	1	2	3	4	5	6	7	8	9	10	Fill	Scores	Running Total
Game #1	22	85	20	0	6	22	85	20	0	6		201	2043
Game #2	48	85	20	0	6	48	85	20	0	6		289	2332
Game #3	48	85	20	0	6	22	28	27	0	6		182	2514
Game #4	48	85	20	0	6	22	28	27	0	6		158	2672
Subtotal of Baker Games												830	

Baker Rotation	1	2	3	4	5	6	7	8	9	10	Fill	Scores	Running Total
Game #1	30	24	29	20	7	30	24	29	20	7		241	1839
Game #2	22	29	24	20	7	22	29	24	20	7		120	1959
Game #3	30	24	29	20	7	30	24	29	20	7		105	2064
Game #4	30	24	29	20	7	30	24	29	20	7		184	2248
Subtotal of Baker Games												552	

Ind Game Subtotal 1842 + Bakers Subtotal 830 = Match Total 2672 Ind Game Subtotal 1696 + Bakers Subtotal 552 = Match Total 2248

Visiting Coach's Signature: [Signature] Home Coach's Signature: [Signature]

Coach from each School must sign these Competition Sheets following Match. Home Coach is Match Referee and Home Coach's Sheets are Official Scores. Scores must be transmitted to Conference Commissioner within One Hour of completion of the Match @ FAX 330-499-1074 or 330-499-3433. Scores must be transmitted to The Canton Repository, Attention: Bill Snier @ FAX 330-580-5667.

Center: Park Centre
 Day: Wednesday
 Date: 1/23/2013
 Home: Lake

Indicate by using border

Boys Team	Girls Team
Varsity	JV



Stark County

High School Bowling Conference

Number	Bowler Name	Game #1	Game #2	Subtotals
5	Jeff Jagger	169	222	391
13	Quinton Hughey	/	176	176
32	Jeremy Jagger	156	/	156
12	Tyler Nelson	214	181	395
23	Trevor Nelson	188	226	414
62	David Oxford	215	226	441
Subtotal of Individual Games		942	1031	1973

Please indicate any composite games bowled by multiple bowlers by putting border around cell

Visitor: Massillon

Number	Bowler Name	Game #1	Game #2	Subtotals
13	Tyler Voorhes	201	185	386
21	AUSTIN REESE	211	182	393
17	NATE GINGERICH	194	204	398
24	Colin Gustavel	189	202	391
52	Blake Tombow	171	/	171
99	Anthony McCarthy	/	192	192
Subtotal of Individual Games		966	965	1931

Please indicate any composite games bowled by multiple bowlers by putting border around cell

Baker Rotation	1	2	3	4	5	6	7	8	9	10	Fill	Scores	Running Total
Game #1	32	62	5	12	23	32	62	5	12	23		226	2199
Game #2	32	13	5	12	23	32	13	5	12	23		187	2386
Game #3	5	13	62	12	23	5	13	62	12	23		230	2616
Game #4	32	62	5	12	23	32	62	5	12	23		244	2860
Subtotal of Baker Games												887	

Individual Games Subtotal 1973
 + Baker Games Subtotal 887
 = Match Total 2860

[Handwritten Signature]

Visiting Coach's Signature

Coach from each School must sign these Competition Sheets following Match.
 Home Coach is Match Referee and Home Coach's Sheets are Official Scores.

Baker Rotation	1	2	3	4	5	6	7	8	9	10	Fill	Scores	Running Total
Game #1	99	13	21	24	17	52	13	21	24	17		206	2137
Game #2	99	13	21	24	17	52	13	21	24	17		172	2309
Game #3	99	13	21	24	17	52	13	21	24	17		257	2566
Game #4	99	13	21	24	17	52	13	21	24	17		154	2720
Subtotal of Baker Games												789	

Individual Games Subtotal 1931
 + Baker Games Subtotal 789
 = Match Total 2720

[Handwritten Signature]

Home Coach's Signature

Please Transmit Scores within One Hour of Completion of the Match.
 Conference Commissioner @ FAX 330-499-1074 or 330-499.3433
 The Canton Repository, Attention: Bill Snier @ FAX 330-580-5667